



# Curious George™



**namco®**



## **WARNING: READ BEFORE USING YOUR PLAYSTATION®2 COMPUTER ENTERTAINMENT SYSTEM.**

A very small percentage of individuals may experience epileptic seizures when exposed to certain light patterns or flashing lights. Exposure to certain patterns or backgrounds on a television screen or while playing video games, including games played on the PlayStation 2 console, may induce an epileptic seizure in these individuals. Certain conditions may induce previously undetected epileptic symptoms even in persons who have no history of prior seizures or epilepsy. If you, or anyone in your family, has an epileptic condition, consult your physician prior to playing. If you experience any of the following symptoms while playing a video game – dizziness, altered vision, eye or muscle twitches, loss of awareness, disorientation, any involuntary movement, or convulsions – IMMEDIATELY discontinue use and consult your physician before resuming play.

## **WARNING TO OWNERS OF PROJECTION TELEVISIONS:**

Do not connect your PlayStation 2 console to a projection TV without first consulting the user manual for your projection TV, unless it is of the LCD type. Otherwise, it may permanently damage your TV screen.

## **USE OF UNAUTHORIZED PRODUCT:**

The use of software or peripherals not authorized by Sony Computer Entertainment America may damage your console and/or invalidate your warranty. Only official or licensed peripherals should be used in the controller ports or memory card slots.

## **HANDLING YOUR PLAYSTATION 2 FORMAT DISC:**

- This disc is intended for use only with PlayStation 2 consoles with the NTSC U/C designation.
- Do not bend it, crush it or submerge it in liquids.
- Do not leave it in direct sunlight or near a radiator or other source of heat.
- Be sure to take an occasional rest break during extended play.
- Keep this compact disc clean. Always hold the disc by the edges and keep it in its protective case when not in use. Clean the disc with a lint-free, soft, dry cloth, wiping in straight lines from center to outer edge. Never use solvents or abrasive cleaners.



# Curious George™

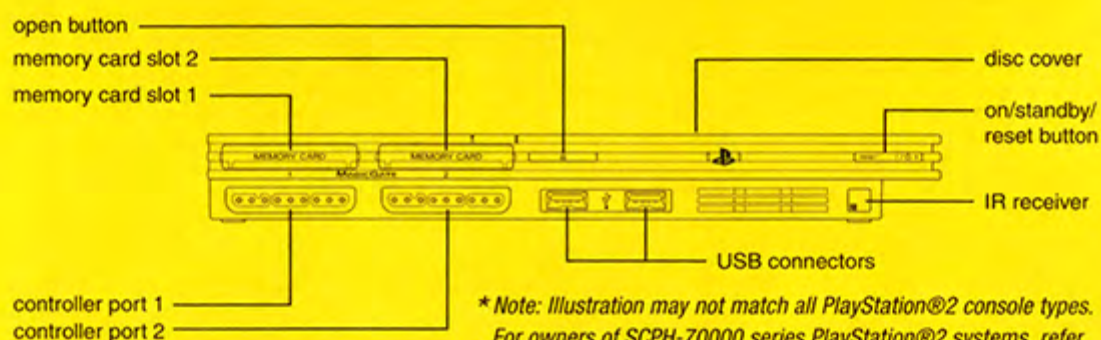
## TABLE OF CONTENTS

Setting Up.....	2
Controls.....	3
The Story.....	4
Getting Started.....	6
How to Play.....	8
Gift Shop.....	10
Game Tips.....	11
Credits.....	12
Warranty.....	17






# SETTING UP\*



Set up your PlayStation®2 computer entertainment system according to the instructions in its Instruction Manual. Make sure the MAIN POWER switch (located on the back of the console) is turned on. Press the RESET button. When the power indicator lights up, press the OPEN button and the disc tray will open. Place the **CURIOUS GEORGE™** disc on the disc tray with the label side facing up. Press the OPEN button again and the disc tray will close. Attach game controllers and other peripherals, as appropriate. Follow on-screen instructions and refer to this manual for information on using the software.

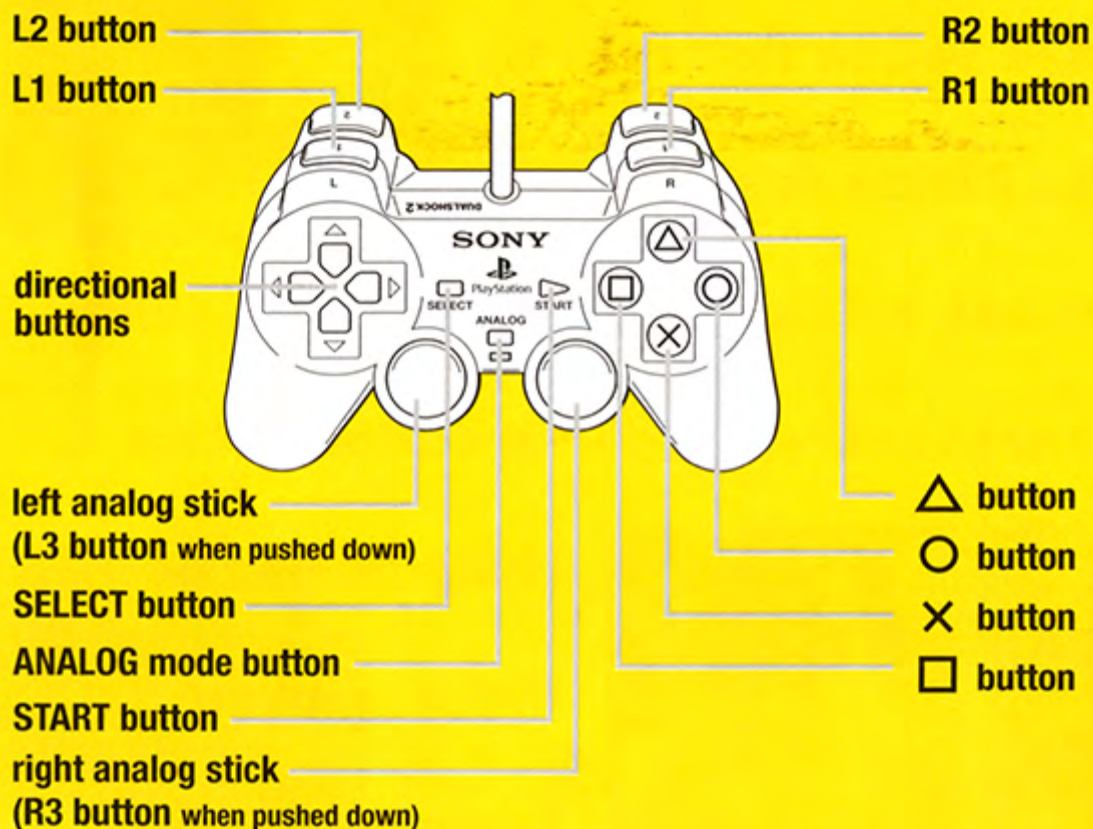
## MEMORY CARD

This game uses 107 KB of space on a memory card (8MB) (for PlayStation®2). The first time you play, you can create a file for **CURIOUS GEORGE™** on the memory card (8MB) (for PlayStation®2). Each memory card (8MB) (for PlayStation®2) can save up to three **CURIOUS GEORGE™** saves.



# CONTROLS

## DUALSHOCK®2 ANALOG CONTROLLER LAYOUT



This game can only be played with an DUALSHOCK®2 analog controller. The default settings for the DUALSHOCK®2 analog controller appear above.



# THE STORY

**When The Man with the Yellow Hat travels to Africa in search of**



**a lost artifact, he returns with some unexpected cargo - a curious little**



**chimp named George.**

**Make monkey**

**business as you**

**help George and his**

**friends find the one item special**

**enough to save**

**the museum from**

**the bulldozer.**









# GETTING STARTED

## TITLE SCREEN

The Title screen will appear when you start the game. Press the START button to continue to the Profiles Menu.



## PROFILES MENU

From the Profiles Menu you will have the following options:

- **Select Profile:** Select a new or previously saved Profile
- **Delete Profile:** Delete a previously saved Profile

After creating or loading a Profile, you will be taken to the Main Menu.





## MAIN MENU

- **START:** Start Game
- **PROFILES:** Create, Load or Delete Profiles
- **OPTIONS:** Access the Game Options
- **GIFT SHOP:** Enter the Museum Gift Shop to purchase unlocked features
- **MAP REPLAY:** Replay any previously unlocked levels (displayed once a level is unlocked)
- **CREDITS:** View the Game Credits



## GAME OPTIONS

You can make changes to the following items within the OPTIONS MENU:

- **Music Volume:** Raise or Lower the Music Volume
- **Effects Volume:** Raise or Lower the Sound Effects Volume
- **Subtitles:** Turn Subtitles ON or OFF
- **Game Controls:** View the Game Controls
- **Restore Defaults:** Restore all OPTIONS to their default settings





# HOW TO PLAY

You control Curious George throughout his adventures.

<b>LEFT ANALOG STICK</b> .....	Move George
<b>RIGHT ANALOG STICK</b> .....	Camera Control
<b>X BUTTON</b> .....	Jump (Press again while in the air to perform a "Double-Jump")
<b>□ BUTTON</b> .....	Action
<b>L1 BUTTON</b> .....	Crouch
<b>R1 BUTTON</b> .....	Display Objective
<b>R2 BUTTON</b> .....	Display Banana and Curious Point Totals
<b>START BUTTON</b> .....	Pause Game and Access Options Menu


## PAUSE MENU

Pressing the START button to pause the game will bring up the following OPTIONS:

- **RESUME:** Return to the game
- **RESTART:** Restart from the beginning of the level
- **OPTIONS:** Access the options menu
- **EXIT:** Exit the game and return to the Main Menu







## CURIOUS OBJECTS

Throughout the game, George will become curious when he gets near a Curious Object. You'll know you're near one when a question mark appears over George's head. When you see the question mark, use the Action button to interact with the object and gain Curious Points.



## CURIOUS POINTS

By interacting with Curious Objects you earn Curious Points, which you can then use to purchase any unlocked items in the Gift Shop.



## BANANAS

Collect all the bananas on each level to unlock items in the Gift Shop. You can then purchase these items with your Curious Points! This includes items such as outfits for Curious George and clips from the feature film.





# GIFT SHOP

The Gift Shop is where you can go to use your Curious Points to purchase bonus items that have been unlocked by collecting Bananas.

You cannot purchase an item until it has been Unlocked. Once an item is Unlocked, you can purchase it provided you have enough Curious Points.



**Curious George**

**Outfits**

 Yellow Hat G.P. 150	 Belted Hat G.P. 150
 Baseball Cap G.P. 150	 Sports Helmet G.P. 150
 Hard Hat G.P. 150	

Curious Points 0

 Buy  Back

The interface is a yellow rounded rectangle with a red border. It features the 'Curious George' logo at the top. Below it is the 'Outfits' section with five items, each with a hat icon and a price of 150 G.P. To the right is a small illustration of Curious George hanging from a vine. At the bottom are 'Buy' and 'Back' buttons.



# GAME TIPS

- Find all of the bananas and **CURIOUS OBJECTS** in each level to unlock all the bonus features!
- Look around the environment for everything George can climb on, in, or under. You never know what you'll find.
- Remember that George can climb, swing, and crawl along with many other abilities. You'll need to utilize all of them to complete his tasks!
- If you get stuck, remember to use the Objective button to see what your current task is.
- Pay attention to the game cinematics, they may give you hints about what to do!





# CREDITS

## **NAMCO HOMETEK INC.**

---

### **PRODUCTION**

---

Business Unit Director  
**Jeff Lujan**

Executive Producer  
**Pierre Roux**

Producer  
**Peter Cesario**

Associate Producers  
**Benjamin Cole**  
**Chester Vergara**

### **MARKETING/PR**

---

Senior Marketing Manager  
**Kim Morgan**

PR Manager  
**Kristin Calcagno**

### **SALES**

---

National Sales Manager  
**Brian Schorr**

Channel Marketing Manager  
**Jae Chang**

Channel Marketing Specialist  
**Ryan Chennault**

### **OPERATIONS**

---

Senior Operations Manager  
**Jennifer Tersigni**

### **QUALITY ASSURANCE**

---

Director of Product Services  
**Glen A. Cureton**

QA Supervisor  
**Daryle Tumacder**

Senior QA Lead  
**Jesse Mejia**

QA Assistant Lead  
**Kenrick Mah**

### **SPECIAL THANKS TO:**

---

**Nobuhiro Kasahara**  
**Yoshi Niki**  
**Garry Cole**  
**Phil Cohen**  
**David Robinson**  
**Mika Kelly**  
**Robert Cogburn**  
**Rob Ely**  
**Janna Smith**  
**Sean Mylett**  
**Lee Hsiao**  
**Charmaine Morena**  
**Moto Aida**  
**Tom Usher Designs**  
**Ignited Minds**  
**Technicolor Interactive Services**



## **MONKEY BAR GAMES**

A division of  
Vicious Cycle  
Software, Inc.



President  
**Eric Peterson**

Director of Engineering  
**Wayne Harvey**

Lead Producer  
**Mike Pearson**

Producer  
**Rodney W. Harper**

Art Director  
**Ben Lichius**

Associate Producers  
**Jimi Doss**  
**Ann Tyer-Sebring**

Game Design  
**Jean-Paul Berard**  
**Dave Ellis**  
**Rodney W. Harper**  
**Mike Pearson**  
**Eric Peterson**

Lead Level Designer  
**Bryan West**

Level Designers  
**Jean-Paul Berard**  
**Jennifer Canada**  
**Brett Freese**  
**Michael Nelson**  
**Jim Richardson**  
**Michael Richey**

Lead Engineers  
**Douglas Cox**  
**Amilcar Ubiera**

Engineers  
**Allan Campbell**  
**Luke Hodorowicz**

Artists  
**Adam Capps**  
**Ben Cloward**  
**Alden Filion**  
**Phill Gonzales**  
**Geoff Hudson**  
**Brian Ingersoll**  
**Hongman Leung**  
**Rob Maxwell**  
**Josh Piszczek**

Game Music Produced  
and Composed by  
**Rod Abernethy** and  
**Jason Graves** of Rednote Audio

Sound Effects Produced  
and Adapted by  
**Jessica Harper**  
**Rodney W. Harper**  
**Jim Richardson**

Additional Team Members  
**Hoover Abejero**  
**Adam Cogan**  
**Jeff Friedlander**  
**Jim Matheson**  
**Clarence Simpson**

VO Script Writer  
**Dave Ellis**

HR Administrator  
**Ann Tyer-Sebring**

Contractors  
**Chris Coleman**  
**Mark Jarman**





# CREDITS

## SouthLogic Studios

Lead Artist  
Ricardo Coimbra da Rocha

Artists  
Henrique Schlatter Manfroi  
Luiz Henrique Lopes Pellizzari  
Fernando Peña D'Andrea  
Vitor Eduardo Arusievicz  
Marcos Vinicius Avila de Andrade  
Gerson Klein  
Marcell Mota  
Nereu Bavaresco Felzke  
Felipe Pulcinelli da Jornada

Art QA  
Andrey Aires

Production Manager  
Christopher Kastensmidt

Special Thanks  
Pierre Roux  
Jeff Lujan  
Peter Cesario  
Kim Morgan  
Benjamin Cole  
Chester Vergara

## VOICE TALENT

---

Featuring:  
Frank Welker as Curious George  
David Cross as Junior

Additional Cast:  
Leigh Allyn Baker  
Dee Bradley Baker  
Grey Delisle  
Keith Ferguson  
Fred Tatasciore

## UNIVERSAL STUDIOS CONSUMER PRODUCTS GROUP

---

Bill Kispert  
Jennifer Kobayashi-Westerlund  
Hazel Brown  
David DiLorenzo  
Julie Chebbi  
Michael Gottsegen  
Debbie Luner  
Afsoon Razavi  
Todd Whitford  
Natalie Zadeh

## UNIVERSAL PICTURES MARKETING

---

David O'Connor  
Colleen Foster  
Special Thanks: Regina Lee, Mary  
Alice Drumm, Mark Milla, Dylan  
Kohler, Yarrow Cheney, Katherine  
Ipjian, Gina Bradley


## HOUGHTON MIFFLIN COMPANY

---

Maire Gorman













## LIVE HELP NOW AVAILABLE ONLINE!

Ever get stuck and just need that extra edge to beat the level?

Having problems getting your game to work properly?

Now you can get one-on-one help from Namco using your web browser!

**Simply go to [livehelp.namco.com](http://livehelp.namco.com) for more details.**

Live Counselors available from 9am-5pm Monday-Friday Pacific Time.

**Namco Hometek Inc.  
ATTN: Customer Service  
4555 Great America Parkway, Suite 201  
Santa Clara, CA 95054**

Before returning any defective materials to us, please contact us for a Return Merchandise Authorization (RMA) number. You can reach us at the address above, via e-mail at [support@namco.com](mailto:support@namco.com) or contact us directly at (408) 235-2222. Please note that any materials sent to us without an RMA number will be refused and returned. We highly recommend that you use a traceable and / or insured method of shipping the materials to us.

**Namco Online: <http://www.namco.com>  
Visit our Website to get information about our new titles.**

### LIMITED WARRANTY

Namco Hometek Inc. warrants to the original purchaser that this Namco Hometek Inc. game pak shall be free from defects in material and workmanship for a period of ninety (90) days from the date of purchase. If a defect covered by this limited warranty occurs during this 90-day limited warranty period, Namco Hometek Inc. will repair or replace the defective game pak or component part, at its option, free of charge.

This limited warranty does not apply if the defects have been caused by negligence, accident, unreasonable use, modification, tampering, or any other cause not related to defective material or workmanship.

### LIMITATIONS ON WARRANTY

Any applicable implied warranties of merchantability and fitness for a particular purpose, are hereby limited to ninety (90) days from the date of purchase and are subject to the conditions set forth herein. In no event shall Namco Hometek Inc. be liable for consequential or incidental damages resulting from the possession or use of this product.

The provisions of the limited warranty are valid in the United States only. Some states do not allow limitations on how long an implied warranty lasts, or exclusion of consequential or incidental damages, so the above limitation or exclusion may not apply to you. This limited warranty provides you with specific legal rights. You may have other rights which vary from state to state.

To register product online go to  
**[WWW.NAMCOREG.COM](http://WWW.NAMCOREG.COM)**



# Curious George™

## Themed Plush

**EXCLUSIVE  
Book With  
Each  
Style!**



Splish Splash™



Sweet Dreams



Fireman



Birthday



Tool Time



UNIVERSAL STUDIOS  
CONSUMER PRODUCTS GROUP

Curious George movie merchandise © Universal Studios. Curious George and related characters, created by Margret and H. A. Rey, are copyrighted and trademarked by Houghton Mifflin Company and used under license. Licensed by Universal Studios Licensing LLLP. All rights reserved.

MARVEL TOYS, a division of MARVEL ENTERTAINMENT, INC. TM and © 2005 Marvel Entertainment, Inc. All Rights Reserved. Distributed By: MARVEL ENTERTAINMENT, INC. New York, NY 10016